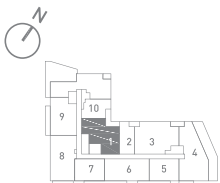


WOBURN

2 BEDROOM + DEN 2D-L

INTERIOR | 1127 SQ. FT. EXTERIOR | 107 SQ. FT. TOTAL | 1234 SQ. FT.



FLOOR 9



FLOOR 8

LAWRENCE AVENUE WEST

All dimensions are approximate and subject to normal construction variances. Dimensions may exceed the useable floor area. Sizes and specifications subject to change without notice. Furniture is displayed for illustration purposes only and does not necessarily reflect the electrical plan for the suite. Suites are sold unfurnished. E. & O. E.

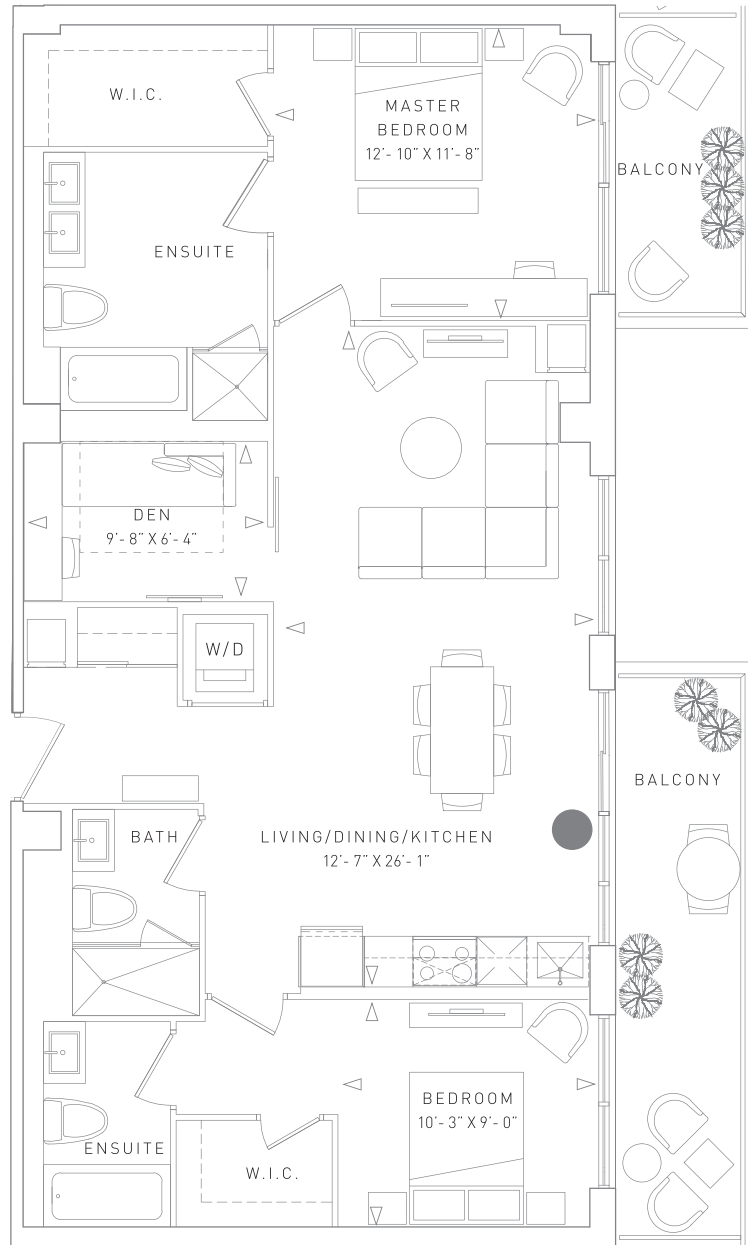
250 | LAWRENCE
AT AVENUE ROAD



SNIDER

2 BEDROOM + DEN 2D-S

INTERIOR | 1162 SQ. FT. EXTERIOR | 114 + 61 SQ. FT. TOTAL | 1337 SQ. FT.



250 | LAWRENCE
AT AVENUE ROAD



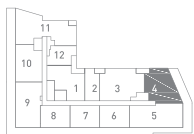
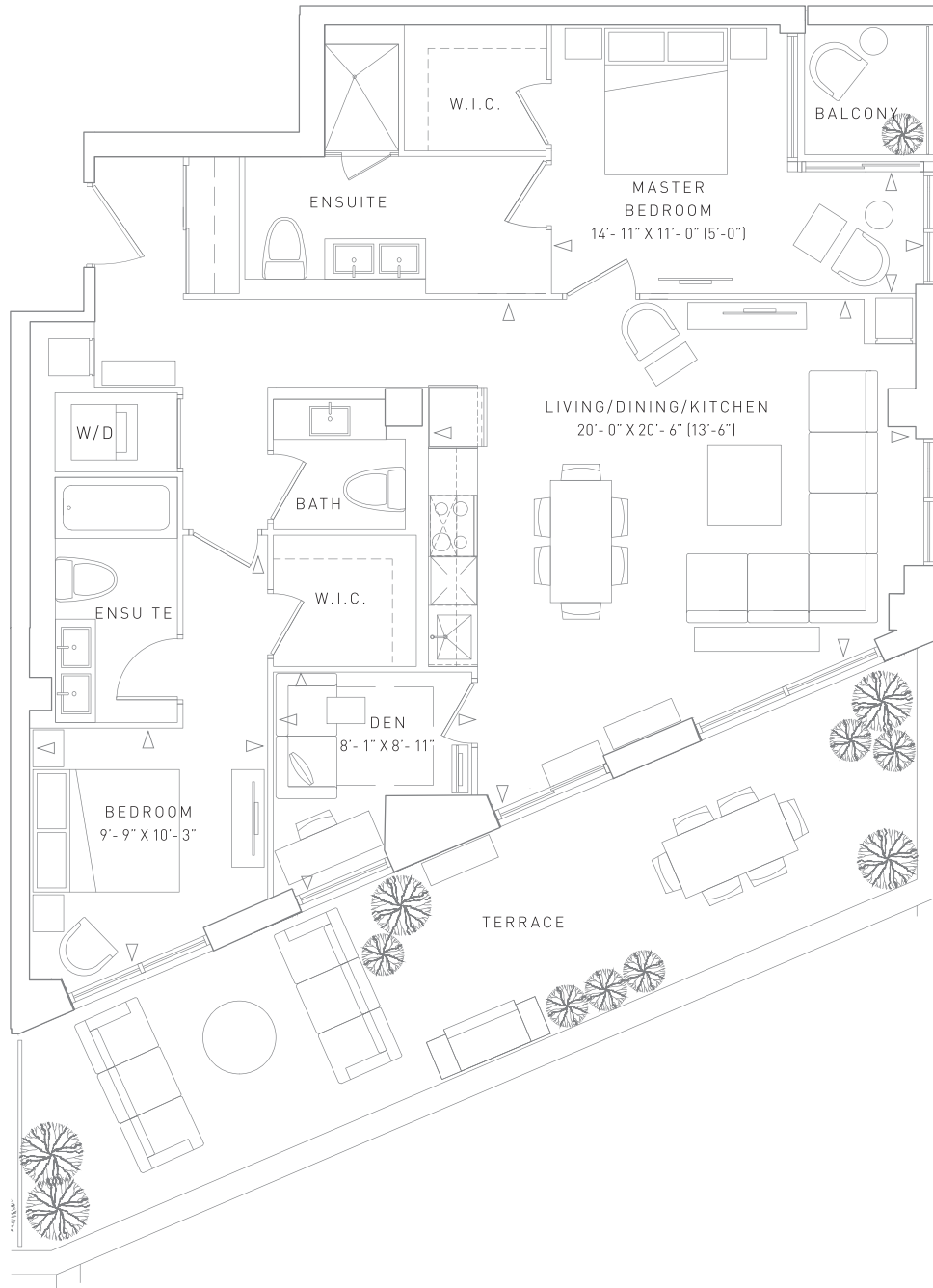
LAWRENCE AVENUE WEST

All dimensions are approximate and subject to normal construction variances. Dimensions may exceed the useable floor area. Sizes and specifications subject to change without notice. Furniture is displayed for illustration purposes only and does not necessarily reflect the electrical plan for the suite. Suites are sold unfurnished. E. & O. E.

DELL

TWO BEDROOM + DEN 2D-P

INTERIOR | 1173 SQ. FT. EXTERIOR | 347 + 27 SQ. FT. TOTAL | 1547 SQ. FT.



FLOOR 8

250 | LAWRENCE
AT AVENUE ROAD



LAWRENCE AVENUE WEST

All dimensions are approximate and subject to normal construction variances. Dimensions may exceed the useable floor area. Sizes and specifications subject to change without notice. Furniture is displayed for illustration purposes only and does not necessarily reflect the electrical plan for the suite. Suites are sold unfurnished. E. & O. E.