An aerial photograph of Mississauga, Ontario, Canada. The foreground shows a dense residential neighborhood with many houses and green trees. In the background, a prominent skyline of modern high-rise buildings is visible under a clear blue sky. The text 'Business Location Advantages' is in a smaller blue font, 'Mississauga' is in a large, bold blue font, and 'Ontario Canada' is in a smaller blue font below it.

Business Location Advantages **Mississauga** Ontario Canada



MISSISSAUGA

Prepared for

Table of Contents

Mississauga Business Location Advantages	3
A Great Place To Live	11
Economic Indicators	16
Population Demographics and Housing	19
Talent and Employment	26
Top Employers	35
Contact Us	38



Location

Easy Access to Global Markets

- Within a day's drive of North America's richest markets with access to 141 million consumers
- Less than a 90-minute drive to the U.S. border
- Mississauga, Canada's 6th largest city with a population of more than 761,000, is located within the Greater Toronto Area (GTA) with a population of more than 6 million
- Extensive network of 7 major highways & 3 principle railways
- Direct access to all lake ports & to the Atlantic Ocean via St. Lawrence Seaway
- Home to Canada's largest airport – Pearson International Airport, North America's 2nd busiest airport, with non-stop service to 180 destinations around the globe; 41 million passengers on more than 75 airlines



Location

Premier Infrastructure for Business

- Well-maintained roads & major highways
- Extensive public transit system, MiWay, 3rd largest in Ontario serving 37 million riders
- Commuter rail services and planned network of rapid transit
- Mississauga is 100% covered by wireless and wire line services and part of the best telecommunication networks in the world
- Hydro provided by Enersource Corporation has a substantially lower than average system outage than the Ontario average



Mississauga Downtown City Centre

Location

Available Land & Buildings

- More than 6,250 ha (15,450 acres) of employment lands of which 840 ha (2,076 acres) are still available for development within high quality, private sector business parks, corporate centres and downtown areas
- Over 160 million sq. ft. of existing industrial buildings
- Over 34 million sq. ft. of existing office space



View of Mississauga's City Centre

Talent

A Rich Pool of Talent

- Mississauga's population is projected to grow to 930,800 by 2051
- Above average education & skill levels – with two-thirds of adult population having post-secondary education
- Access to more than 4 million employees within the Greater Toronto Area (GTA), representing nearly half of Ontario's labour force
- 10 universities & 11 colleges within commuting distance
- Home to University of Toronto Mississauga and Sheridan College Hazel McCallion Campus, providing academic programs to directly support business community



Business

Return-on-Investment Decision

- Attractive foreign investment with nearly 1,400 multinational firms
- 71 Fortune 500 and 47 Fortune Global 500 Canadian head offices or major divisional head offices
- Mississauga is financially stable with a “AAA” credit rating by Standard & Poor’s
- Mississauga has a very low debt burden with substantial reserve funds & offers balanced and competitive tax rates
- Collaboration & partnerships with innovative local businesses, community stakeholders & the education sector
- Partnership approach to business initiatives
- Roughly 86,170 businesses employing 425,850 people



Mississauga City Centre with views of Lake Ontario

Key Sectors

The City of Mississauga's recent economic development history has been one of great success. Since its creation, the city has grown to become an example of positive economic growth and cultural diversity and is a major contributor to our growing and emerging key sectors that include: Life Sciences; Information

Communications and Technology (ICT); Advanced Manufacturing (Aerospace, Automotive, Food & Beverage); and Financial Services (FIRE). These sectors will continue to be a major focus for the city's development and will be significant in achieving our goals and objectives.


Mississauga's Key Sectors	Number of Businesses	Number of Employees	Rankings
Life Sciences	400+	25,000+	Mississauga is home to the 2 nd largest life science cluster across all major Canadian centres by total employment
Aerospace	220+	24,000+	Mississauga is home to the largest aerospace cluster (by total employment) across all major Canadian centres Mississauga's Aerospace Manufacturing sub-sector is the largest across all major Canadian centres (by total employment and number of businesses)
Automotive	330+	12,000+	Mississauga is home to a significant automotive cluster: largest across all major Canadian centres by total employment and 2 nd largest by total number of businesses
Food and Beverage	530+	24,000+	Mississauga is home to a significant automotive cluster: largest across all major Canadian centres by total employment and 2 nd largest by total number of businesses As part of the GTA, Mississauga is part of the 2 nd largest automotive cluster in North America
Finance, Insurance and Real Estate	760+	34,000+	As part of the GTA, Mississauga is part of the financial capital of Canada and the 2 nd largest financial services centre in North America
Information and Communications Technology	1,000+	45,300+	As part of Kitchener-Toronto ICT Corridor, home to the 2 nd largest ICT cluster in North America

Fortune 500 Canadian Head Offices

- | | | |
|--|--------------------------------------|--|
| 1. A D M Cocoa Canada Ltd. | 28. Federal Express Canada Ltd. | 55. Pepsi Beverages Company |
| 2. A D M Milling Co. | 29. First Data Canada Ltd | 56. Pepsico Foods Canada |
| 3. Abbott Laboratories Ltd. | 30. General Electric Canada | 57. PNC Financial Group |
| 4. Actavis Pharma Company | 31. General Mills Canada Corporation | 58. Praxair Canada Inc. |
| 5. Agilent Technologies Canada Inc. | 32. Gilead Sciences Canada | 59. Ryder Truck Rental Canada Ltd. |
| 6. Air Products Canada Ltd. | 33. Hershey Canada Inc. | 60. Seaboard Marine |
| 7. Amazon Canada Fulfillment Services Inc. | 34. Hewlett-Packard (Canada) Co. | 61. Sherwin-Williams Canada Inc. |
| 8. Amgen Canada Inc. | 35. Hilton Sales Worldwide | 62. St. Jude Medical Canada Inc. |
| 9. Anixter Canada Inc. | 36. Honeywell | 63. Staples Advantage Canada |
| 10. Avnet International Canada Ltd. | 37. Ingram Micro Canada | 64. Tech Data Canada Inc. |
| 11. B D Canada | 38. Ingredion Canada Inc. | 65. Thermo Fisher Scientific |
| 12. Baxter Corporation | 39. Johnson Controls | 66. TJX |
| 13. Best Buy Canada Ltd. | 40. Jones Lang Lasalle | 67. Wal-Mart Stores Corp. |
| 14. Biogen Idec | 41. Kellogg Canada Inc. | 68. Wells Fargo Financial Corporation Canada |
| 15. Boston Scientific Canada | 42. Kimberly-Clark Inc. | 69. Western Digital Canada |
| 16. Cardinal Health | 43. Marriott Lodging Canada | 70. Whirlpool Canada Inc. |
| 17. Chubb Edwards | 44. Masco Canada Ltd. | 71. Xerox Research Centre of Canada |
| 18. Citi Financial | 45. Mattel Canada Inc. | |
| 19. ConAgra Foods Canada Inc. | 46. McKesson Canada | |
| 20. Darden Restaurants | 47. Microsoft Canada Co. | |
| 21. Delta Catalytic Industrial Services Ltd. | 48. Mondelez International | |
| 22. Dollar Tree | 49. Moore Wallace Corporation | |
| 23. DuPont Canada | 50. Motorola Solutions | |
| 24. Eastman Chemical Canada Inc. | 51. N C R Canada Ltd. | |
| 25. Ecolab Co. | 52. Oracle Corp. Canada | |
| 26. Expeditors Canada Inc. | 53. Paccar of Canada Ltd. | |
| 27. F N F Canada Corp. | 54. Penske Truck Leasing | |

Source: Fortune 500, 2015, www.fortune.com

Notes: The Fortune 500 list is based on company revenues for the year 2014. This list includes US companies only that have a Canadian Head Office or Major Divisional/Regional Head Office in Mississauga.



Community

Exceptional Lifestyle Opportunities

- Recognized as the safest city in Canada
- Extraordinary healthcare facilities with 2 major hospitals both offering comprehensive primary services & regional health programs
- First-class schools with 123 public, 84 separate and more than 30 private schools
- A variety of quality housing with over 127,000 detached & semi-detached homes, 36,000 townhouses and 79,000 condominiums/apartments
- Downtown Mississauga with major retail, office, entertainment and condominiums for a variety of lifestyle opportunities
- Major cultural centre (Living Arts Centre) in the heart of Mississauga
- Family-oriented sports, leisure & arts facilities with 12 community centres, 2 active living centres and major sports centre (Hershey Centre)
- More than 522 parks & 23 major trail systems & part of a 780 km (485 mile) waterfront trail running from Niagara-on-the-Lake to the Quebec border
- Nearly 22 km (14 miles) of magnificent waterfront on the shores of Lake Ontario




Living Arts Centre



"Marilyn Monroe" Absolute Condos



Jack Darling Park



Trillium Healthcare Centre



Mississauga's City Centre skyline



Port Credit Harbour

A Great Place To Live

This profile contains an overview on exploring Mississauga, city services, Mississauga City Centre, education, health care, housing, public safety and police and fire protection.

What factors go into building a successful community? Business-friendly local government, competitive tax and utility rates, an extensive telecommunications infrastructure, exceptional City services, quality housing options, natural local settings, great community amenities, and excellent transportation links including Canada's largest international airport - that's why Mississauga is the location of choice for growing companies and their families.

In 2009 the City of Mississauga adopted the Strategic Plan consisting of 5 main pillars which will take us into the 21st century. Our priorities are: Developing a Transit-Oriented City; Ensuring Youth, Older Adults and New Immigrants Thrive; Completing our Neighbourhoods; Cultivating Creative and Innovative Businesses; and Living Green.

As per the 2017 results from the regularly conducted Citizen Satisfaction Survey, Mississauga continues to receive high levels of citizens' satisfaction: high scores were reflected from citizens for overall quality of life as well as pride in the city.

[Click here for more information.](#)

Overview

- The City of Mississauga is Canada's 6th largest city and one of its most successful communities.
- Mississauga is a great place to live with strong communities, a wide selection of excellent housing, shopping and great schools.

- There is an active cultural life with galleries, theatres, art centres, concert halls and museums.
- The beautiful Credit River valley provides scenic recreational parkland and its clean waters are excellent for fishing. Two marinas along the shores of Lake Ontario provide outdoor leisure opportunities.

City Services

- Mississauga maintains 485 parks, 262 playgrounds, 367 sports fields, 358 woodlands that cover 2,777 acres, 2 marinas and 250 kilometres of winding trails that connect our communities. Mississauga is also part of an extensive 1,600 km waterfront trail along the world's largest group of freshwater lakes.
[Click here for more information.](#)
- 13 Community Centres and 2 Active Living Centres are located throughout the city, along with City-run facilities such as arenas, swimming pools, fitness centres, golf courses, tennis courts, baseball diamonds, soccer pitches and more.
[Click here for more information.](#)
- The Mississauga Library System is one of the largest public library systems in Canada with over 300,000 users, 18 branch libraries and a multi-floor central library. [Click here for more information.](#)
- MiWay, the third largest municipal transit system in Ontario, with 87 routes, connects with the Toronto Transit Commission, Brampton Transit, Oakville Transit and all GO Transit stations. For further information about MiWay, contact: Tel: 905-615-INFO (4636) or online at miway.ca

Discover Mississauga

- Diversity and innate beauty make Mississauga a preferred destination. Take in a round of golf, or relax with a treatment at one of its many spas.
- Come to Mississauga as a couple, for a business meeting, or with your family and friends. Mississauga has superb accommodation options for every taste and budget.
- Explore its quaint historic villages, visit the bustling waterfront, or inspire yourself with Mississauga's world-class art and theatre at the Living Arts Centre. Visit the Rhododendron Gardens, watch the salmon migration, or shop at Square One - Ontario's largest retail shopping centre. Whether you choose an activity-packed weekend or a relaxing getaway, your stay will be memorable here.
- From unique architecture and museums to lakefront parks and vibrant diverse neighbourhoods, Mississauga offers a range of experiences that keeps visitors coming back again and again.
- The City of Mississauga has been recognized by Festivals and Events Ontario (FEO) as the 2017 Municipality of the Year. The City is always working to maintain an environment in which festivals and events can thrive and is dedicated to becoming a dynamic global city filled with creativity and innovation.
- [Click here for Mississauga tourism information.](#)

Downtown Mississauga City Centre

- Downtown Mississauga; also known as City Centre, is located in the heart of Canada's sixth largest city, which has a mix of commercial, educational uses and high density residential uses. With approximately 4 million sq. ft. of existing office space and over 60 acres of land ready to be developed, Downtown Mississauga is a growing centre for the 'new economy'.

- The area includes attractive Class A office buildings that accommodate over 400 corporate businesses, among them include major employers such as Accenture, Davis & Henderson, Deloitte & Touche, Desjardins, E D S Canada, Edward Jones Investments, Morguard Investments, Personal Insurance Co. of Canada, Praxair Canada, Symcor Inc. and The Woodbridge Group.
- Downtown amenities include the Mississauga Celebration Square, Living Arts Centre, art galleries, a central library, the YMCA, Sheridan College and Mohawk College programs, entertainment venues, accommodation, spas, nightlife, central transit terminal, restaurants and international cuisine and Square One shopping centre. Mississauga's City Centre has approximately 4 million square feet of office space and prime real estate opportunities.
- [Click here for more information on events taking place in the city.](#)

Education

- Educational opportunities and the quality of education are high priorities in Mississauga.
- There are 15 major universities and 17 technical colleges within a one-hour radius commuting distance of Mississauga.
- Mississauga is served by two school boards - the Peel District School Board and the Dufferin-Peel Catholic District School Board are responsible for elementary and secondary schools within the Region.

Peel District School Board

- The Peel District School Board, one of Canada's largest school boards serves 253 schools with more than 153,858 full time elementary and secondary students. The Board offers full time French immersion, English as a second language, technical education programs, co-operative education, enhanced learning and special needs programs to mention a few. [Click here for more information.](#)

Dufferin-Peel Catholic District School Board

- The Dufferin-Peel Catholic District School Board is one of the largest and most diverse school districts in Ontario which operates 150 catholic schools with a student enrolment of approximately 83,578 full time students at the elementary and secondary levels. In addition to the religion studies, as well as other programs specified by the Ministry of Education, the board offers an Adult and Continuing Education Programs. [Click here for more information.](#)

Centre for Education & Training

- In support of the Peel District School Board, the Centre offers customized education, career planning, skills upgrading, training and language services, computer training, career & employment assistance, and international programs. It is the largest on-site trainer in Ontario serving Greater Toronto, Canada and worldwide. [Click here for more information.](#)

Private Schools & Alternative Education

- Mississauga offers more than 30 private schools ranging from pre-school to Grade 12 and offering programs such as Advanced Learning, English as a Second Language (ESL), Montessori, technical and vocational skills, and religion.
- For a list of these private schools, call the City of Mississauga, Economic Development Office at 905-896-5016.

Sheridan College

- Sheridan's newest campus - the Hazel McCallion Campus - opened in City Centre during the Fall of 2011 as home of the Faculty of Business. Expansion of Sheridan's Hazel McCallion Campus was completed for the start of 2017. The expansion resulted in a new facility, on the same site, housing state-of-the-art classrooms, computer labs, a Centre for Creative Thinking, and a gallery. [Click here for more information.](#)

University of Toronto Mississauga (UTM)

- UTM is part of Canada's largest university, the University of Toronto, which is also one of the most highly respected research institutions in North America.
- The Mississauga Academy of Medicine is a partnership among UTM's Faculty of Medicine and Trillium Health Partners. The Academy is housed in the four-storey Terrence Donnelly Health Sciences Complex at UTM
- The new Innovation Complex houses the Institute for Management & Innovation (IMI) and provides space for students to interact with local industry and government partners to develop entrepreneurial and leadership skills.
- The university offers one of the few Masters of Biotechnology in Canada and the new Masters of Management of Innovation. Other graduate degree options include Master of Arts; Science; Biomedical Communications; Management & Professional Accounting; Doctor of Philosophy and Diploma in Investigative & Forensic Accounting. [Click here for more information.](#)

Health Care

• **Canada's Health Care System**

Canada has a predominantly publicly financed health care system. The national health insurance program is achieved through health insurance plans administered by the Province of Ontario and linked through adherence to national principles set at the federal level.

[Click here for more information.](#)

• **Trillium Health Partners:**

Trillium Health Partners is one of the largest community-based academically affiliated acute care facilities in Canada, serving the growing and diverse populations of Mississauga, West Toronto and surrounding communities. Operating across three sites – Credit Valley Hospital, Mississauga Hospital, and Queensway Health Centre – Trillium Health Partners offers a full range of acute care hospital services, as well as a variety of community-based, specialized programs. Trillium Health Partners is also the regional centre for oncology, stroke, neurosurgery, sexual assault and domestic violence, and a provincial centre for cardiac services. Trillium Health Partners is dedicated to providing the highest quality of care that is easily accessible for our community, and is committed to creating an exceptional experience for everyone who walks through its doors.

About our three sites:

About Credit Valley Hospital:

Credit Valley Hospital is a regional leader in specialized programs for clinical genetics, renal, maternal-child care and oncology, as well as core clinical programs in general medicine, surgery, emergency, mental health, rehabilitation, obstetrics and gynaecology, paediatrics and cardiac services. Credit Valley is known for its innovative, can-do approach to providing quality patient care to the residents of Mississauga and the surrounding region.

About Mississauga Hospital:

With over 120,000 visits annually, the 24-hour Emergency Department at Mississauga Hospital is one of the busiest in the country, and frequently the front door to many of Trillium Health Partners' regional programs, including stroke, neurosurgery, cardiac and sexual assault & domestic violence. Mississauga Hospital also houses the largest concentration of critical care services in Canada with modern facilities offering bright and roomy patient rooms for intensive care, cardiac surgery intensive care and coronary care.

With a specialized focus on women's and children's health services, our Colonel Harland Sanders Family Care Centre, the first of its kind in Canada to be located in a hospital setting, brings all these services together under one roof. Its child-friendly treatment and waiting room areas feature interactive wall décor, an innovative playroom and bright colours designed with input from children in the community.

About Queensway Health Centre:

Queensway Health Centre is a model ambulatory care centre, offering community residents access to one of the most convenient and comprehensive outpatient services in the country. Queensway Health Centre features a 14-hour urgent care centre, the largest day surgery centre in North America (Surgicentre), a widely-recognized cardiac wellness & rehabilitation centre, the first comprehensive spine centre of its kind in Canada (Kingsway Financial Spine Centre), and The Betty Wallace Women's Health Centre, with a focus on early intervention and screening of osteoporosis and breast disease.

- **Trillium Health Partners Foundation:**

Trillium Health Partners Foundation is dedicated to raising the critical funds needed to address the highest priority needs of Trillium Health Partners. The Foundation was formed upon the successful voluntary amalgamation between The Credit Valley Hospital Foundation and Trillium Health Centre Foundation in July 2013.

Building upon Trillium Health Partners' strategic plan of creating a new kind of health care for a healthier community, the Foundation is focused on raising funds to revitalize patient care spaces, advance research & education, and ensure our medical teams have the right equipment and resources to continue to enable exceptional care, close to home, for the residents of Mississauga, west Toronto and the surrounding area.

Housing

- Mississauga has an excellent selection of quality housing including townhouse, high-rise condominium, semi-detached, detached and executive homes to satisfy every income level. Mississauga's residential communities are set in a variety of environments from urban to waterfronts to greenbelts.
- For more information, refer to the [Population & Demographics Profile](#) or, refer to the [Housing Matters document](#) available at mississauga.ca.

Public Safety

Police Protection

- Mississauga is protected by the Peel Regional Police. It is the 2nd largest municipal police service in Ontario and the 3rd largest in Canada. Peel Regional Police is acknowledged as one of Canada's most progressive police services. It is dedicated to community focused policing and is strongly committed to their Vision of "A Safer Community". [Click here for more information.](#)

Safe City Mississauga (SCM)

- This community driven not-for-profit charitable association works with residents, businesses, schools and the Peel Regional Police to deliver pro-active crime prevention programs aimed at making Mississauga a crime free city.
- For the 16th consecutive year, Mississauga has ranked as the safest large Canadian metropolitan city to work and reside in. [Click here for more information.](#)

Fire Protection

- The City of Mississauga has a professional Fire Service with 20 fire halls across the city.
- Emergencies are handled through the department's communication centre by dialing the emergency number 911. [Click here for more information.](#)

Economic Indicators

Gross Domestic Product (GDP) (\$billions)	2015	2016	2017
Real GDP (2007 Prices) ¹	\$44.93	\$47.65	\$48.43
Nominal GDP (Market Prices) ¹	\$55.49	\$59.71	\$61.68
Toronto CMA	2015	2016	2017
Consumer Price Index (Annual Percentage Change) ²	1.5%	2.1%	2.1%
Toronto CMA	April 2016	April 2017	April 2018
Employment Rate ³	62.1%	61.9%	62.1%
Unemployment Rate ³	7.4%	6.8%	5.9%
Ontario Minimum Wage ⁴	\$14.00/hour		
Construction Activity (\$000s)*	2016	2017	2018 (Jan. to Apr.)
Total ⁶	\$1,316,524	\$1,197,902	\$472,862
Industrial ⁶	\$192,300	\$393,043	\$115,865
Commercial ⁶	\$277,233	\$265,622	\$132,015
Other ⁶	\$846,991	\$539,237	\$224,982
Vacant Land (Designated Business Employment, Office and Industrial ⁷)	1,951 acres	1,811 acres	1,673 acres
Square Footage Added*	2016	2017	2018 (Jan. to Apr.)
Industrial ⁶	1,046,500	2,489,384	600,895
Office ⁶	11,625	350,288	4,585
Retail ⁶	141,320	108,087	-
Other Commercial	475,485	37,913	282,509
Hotel ⁶	104,528	118,018	-
Hotel Suites/Units/Rooms added ⁶	125	N/A	-

Availability Rates	Q3 2017	Q4 2017	Q1 2018
Industrial ⁸	4.1%	3.9%	3.3%
Office ⁹	14.3%	15.3%	14.6%
Lease Rates per SF	Q3 2017	Q4 2017	Q1 2018
Industrial - All Service Rate ⁸	\$6.38	\$6.55	\$6.81
Office - Gross Asking Rent ⁸	\$28.67	\$29.90	\$30.01
Number of Businesses	2015	2016	2017
Total Businesses ¹⁰	86,170	88,653	90,780
Tax Rates	2018		
Industrial ¹¹	2.224154%		
Commercial ¹¹	1.984042%		
Residential ¹¹	0.823476%		
Multi-Residential ¹¹	1.118168%		
Demographics	2015	2016	2017
Population ¹²	761,000	766,000	770,000
Employment ¹²	425,850	428,309	438,168
Participating Resident Labour Force ¹²	422,763	421,223	421,172
Labour Force Imported ¹²	30,989	30,675	46,057
Projected Growth	2021	2031	2041
Population Growth ¹³	785,000	829,000	878,000
Employment ¹³	501,000	527,000	552,000
Total Number of Housing Units	2015	2016	2017
Detached & Semi-Detached Units ¹⁴	127,560	128,020	128,100
Row Units ¹⁴	36,780	36,970	37,200
Apartment Units ¹⁴	79,170	80,390	81,800
Housing Resale Activity - Price	Q3 2017	Q4 2017	Q1 2018
Bungalows ¹⁵	\$809,367	\$790,038	\$784,420
Two-Storeys ¹⁵	\$873,194	\$850,835	\$820,133
Condominium ¹⁵	\$374,343	\$377,392	\$381,462

Income	2006	2011	2016
Average income ¹⁶	\$37,945	\$41,314	\$45,267
Median income ¹⁶	\$27,788	\$29,837	\$31,311
Average household income ¹⁶	\$88,162	\$95,052	\$105,462
Median household income ¹⁶	\$71,393	\$75,556	\$83,018

¹ Source: Statistics Canada, CANSIM Table 379-0030. City of Mississauga, Economic Development Office analysis.

² Source: Statistics Canada, CANSIM Table 326-0021. All Items.

³ Source: Statistics Canada, CANSIM Table 282-0135, Labour Force Survey, Seasonally adjusted, 3 month moving average.

⁴ Source: Government of Ontario, Employment Standards

⁶ Source: City of Mississauga, Economic Development Office, New Industrial & Commercial Building Permit Reports

⁷ Source: City of Mississauga, Planning and Building Department, Employment Land Inventory. Due to the redesignation of some land previously designated Business Employment to Office, the figures provided for years prior to 2015 include only vacant land designated Business Employment and Industrial.

⁸ Source: CoStar, Property Analytics

⁹ Source: Colliers, GTA West Office Statistics

¹⁰ Source: City of Mississauga, Planning and Building Department, Employment Profile.

¹¹ Source: City of Mississauga, Tax Department

¹² Source: City of Mississauga, Planning and Building Department, Employment Profile (numbers have been rounded; excludes home based business employment); Employed Labour Force is defined as the resident labour force employed in Mississauga.

¹³ Source: City of Mississauga's Population and Employment Growth Forecast

¹⁴ Source: City of Mississauga, Planning and Building Department, Mississauga Growth Forecasts

¹⁵ Source: Royal LePage, Survey of Canadian House Prices

¹⁶ Source: Statistics Canada, Census of Population 2006 & 2016, National Household Survey 2011

*Note: This # does not represent all new permits issued and may exclude those that are not within the Economic Development Office's mandate. Refer to Building Permit Reports for comprehensive listings of permits issued.

**Boundaries used by the real estate community are based on concentration areas and not based on municipal boundaries or municipal geographical districts found in other inventories. It should also be noted that not all realtors use the same concentration area boundaries.

Population, Demographics & Housing

This profile contains information on population, demographics, income and housing.

Population

Canada's 10 Largest Municipalities – Mississauga is Canada's 6th Largest City

City	Population
Toronto	2,731,571
Montreal	1,704,694
Calgary	1,239,220
Ottawa	934,243
Edmonton	932,546
MISSISSAUGA	721,599
Winnipeg	705,244
Vancouver	631,486
Brampton	593,638
Hamilton	536,917
<i>Source: Statistics Canada, 2016 Census</i>	

- The 2016 Census showed Canada's population at 35,151,728 persons which amounted to an increase of 1,675,040 persons (5.0%) since the 2011 census. Canada's 2011 population was 33,476,688.
- In 2016, nearly 24.9 million people, or more than seven-tenths of Canadians, were living in census metropolitan area.
- Ontario's 2016 population of 13,448,494, is an increase of more than 596,600 more than the 12,851,821 reported in 2011 for a 4.6% increase.
- The Toronto Census Metropolitan Area (CMA) with a population of 5,583,064 in 2011 grew 6.2% to 5,928,040 in 2016.
- Mississauga; Canada's 6th largest city; had a population increase of 1.1% from 2011 to 2016. Mississauga's 2016 population of 721,599 increased by 8,156 residents from 713,443 in 2011.
- Mississauga is Ontario's 3rd largest city surpassed only by the cities of Toronto and Ottawa.

Greater Toronto Area (GTA) – Top 10 Municipalities Population (Growth From 2011 – 2016)

Municipality	2011	2016	2011 – 2016
Toronto	2,615,060	2,731,571	116,511
MISSISSAUGA	713,443	721,599	8,156
Brampton	523,911	593,638	69,727
Markham	301,709	328,966	27,257
Vaughan	288,301	306,233	17,932
Richmond Hill	185,541	195,022	9,481
Oakville	182,520	193,832	11,312
Burlington	175,779	183,314	7,535
Oshawa	149,607	159,458	9,851
Whitby	122,022	128,377	6,355

Source: Statistics Canada, 2016 Census

- The Greater Toronto Area (GTA) includes all of Metropolitan Toronto and surrounding areas, including the Regions of Peel, York, Halton, and Durham.
- Mississauga; the 2nd largest municipality in the Greater Toronto Area increased in absolute population numbers of 8,156 people.

Population Growth and Forecast

Year	Population
1975	234,975
1980	298,045
1985	365,300
1990	446,000
1995	528,000
2000	610,700
2006 ¹	700,000
2011 ²	743,000
2016 ²	766,000
2031 ³	829,000
2041 ³	878,400
2051 ³	930,800

Source: City of Mississauga Long-Range Forecasts 2011-2051 (2013), City of Mississauga Planning and Building Department and Statistics Canada Census data

Note: ¹ represents Census mid-year actuals

² represents City of Mississauga Census adjustment

³ represents City of Mississauga mid-year projections

- Mississauga's 2016 year end population was 766,000.
- The city's population is expected to grow to 930,800 by 2051.

Population Growth Projections by Character Area

Character Area	2016	2031	2041
Applewood NHD	40,900	40,600	41,800
Central Erin Mills MN	4,400	8,400	10,900
Central Erin Mills NHD	31,700	31,800	32,100
Churchill Meadows NHD	47,800	48,800	49,300
Clarkson Village CN	2,700	3,000	3,200
Clarkson-Lorne Park NHD	39,100	39,800	40,500
Cooksville NHD	24,900	24,800	25,700
Creditview NHD	11,300	11,600	11,900
DT Cooksville	11,100	17,500	20,600
DT Core	34,000	61,200	70,500
DT Fairview	17,800	19,900	20,600
DT Hospital	14,700	15,500	15,700
East Credit NHD	69,700	70,800	71,600
Erin Mills NHD	42,200	42,300	42,700
Erindale NHD	23,000	22,800	22,900
Fairview NHD	8,100	8,300	8,300
Hurontario NHD	55,000	54,500	55,000
Lakeview NHD	23,300	26,600	28,000
Lisgar NHD	33,100	33,200	33,500

Character Area	2016	2031	2041
Malton CN	3,200	3,100	3,400
Malton NHD	37,500	37,700	38,500
Meadowvale CN	2,700	2,600	3,100
Meadowvale NHD	39,300	38,800	39,100
Meadowvale Village NHD	32,700	33,300	33,700
Mineola NHD	10,000	10,600	10,700
Mississauga Valleys NHD	14,200	14,900	15,300
Port Credit NHD	6,000	7,200	10,300
Port Credit CN	6,800	7,700	9,600
Rathwood NHD	28,900	29,300	29,800
Rathwood-Applewood CN	3,800	4,200	4,700
Sheridan CN	4,200	4,200	4,800
Sheridan NHD	13,400	13,400	13,600
South Common CN	5,100	5,200	5,500
Streetsville CN	1,400	2,200	2,800
Streetsville NHD	11,100	12,000	12,100
Uptown MN	8,800	15,900	19,700
Employment Areas	2,000	800	800
City of Mississauga	766,000	829,000	878,000

Source: City of Mississauga, Planning & Building Department, 2014 Growth Forecasts

Note: Numbers may not add up due to rounding.

The City is divided into 52 'Character Areas' that include residential, commercial and industrial areas.

- East Credit NHD, DT Core and Hurontario NHD character areas will have substantial increases in population totaling close to 197,100 by 2041.

Demographics

Population by Sex and Age Group

Age	Male	%	Female	%	Total	%
0-4 years	17,880	5.1	17,585	4.8	35,465	4.9
5-9 years	21,220	6.0	20,270	5.5	41,490	5.7
10-14 years	22,805	6.5	21,180	5.7	43,985	6.1
15-19 years	25,670	7.3	23,535	6.4	49,205	6.8
20-24 years	27,795	7.9	25,850	7.0	53,645	7.4
25-29 years	23,710	6.7	23,460	6.3	47,170	6.5
30-34 years	21,520	6.1	23,175	6.3	44,695	6.2
35-39 years	20,660	5.9	24,390	7.0	45,050	6.2
40-44 years	22,445	6.4	26,060	7.0	48,505	6.7
45-49 years	25,905	7.4	28,865	7.8	54,770	7.6
50-54 years	29,200	8.3	30,720	8.3	59,920	8.3
55-59 years	26,160	7.4	27,275	7.4	53,435	7.4
60-64 years	20,715	5.9	21,770	5.9	42,485	5.9
65-69 years	16,430	4.7	17,955	4.9	34,385	4.8
70-74 years	11,425	3.2	12,970	3.5	24,395	3.4
75-79 years	8,360	2.4	9,765	2.6	18,125	2.5
80-84	5,600	1.6	7,175	1.9	12,775	1.8
85+ years	4,435	1.3	7,665	2.1	12,100	1.7
Total	351,935	48.8	369,665	51.2	721,599	100.0

Source: Statistics Canada 2016 Census & City of Mississauga, Planning & Building Dept.

- Population in the 20-44 age group for Mississauga was 33.1% compared with the national average at 32.4% and the provincial average of 32.3%.
- Population in the working age group 15-64, for Mississauga was 69.1% compared with the provincial average of 66.8% and the national average of 66.5%.

Population by Language Spoken Most Often at Home and Major Non-Official Languages Spoken

Language	# of People	% of Population
Total Responses	717,855	100.0%
English and French	51,945	7.2%
Neither English nor French	25,680	3.6%
English Only	676,450	89.1%
French Only	635	0.1%
Non-Official Languages	188,275	26.2%
Chinese Languages	31,000	4.3%
Urdu	22,890	3.1%
Arabic	16,810	2.3%
Polish	14,980	2.1%
Punjabi (Punjabi)	12,890	1.8%
Spanish	9,420	1.3%
Tagalog (Filipino; Filipino)	8,980	1.3%
Portuguese	6,465	0.9%
Tamil	6,315	0.9%
Vietnamese	6,770	0.9%

Source: Statistics Canada 2016 Census & Mississauga Data

- Mother Tongue is defined as the first language learned at home in childhood and still understood by the individual at the time of the census.
- Canada has two official languages, English and French. 98% of Canada's population can speak one or both of the official languages and in Mississauga this is marginally lower at 96%.
- Mississauga has a diversity of linguistics.

- Persons whose language spoken at home other than English or French make up 11.5% of Canada's total population, in comparison to 14.4% of Ontario's population, 24.7% of the Toronto CMA's population and 26.2% of Mississauga's population.
- The Census Metropolitan Area (CMA) of Toronto includes all of Metropolitan Toronto and surrounding areas, including the Regions of Peel and York and a large portion of the Regions of Halton and part of the Region of Durham.

Income

Average Total Household Income - 2015

Household Location	\$ Amount
Canada	\$92,764
Ontario	\$97,856
Toronto CMA	\$109,480
MISSISSAUGA	\$105,462

Source: Statistics Canada, 2016 Census Profile

Note: Average household income takes all incomes and divides by the total number of respondents

Median Total Household Income - 2015

Household Location	\$ Amount
Canada	\$70,336
Ontario	\$74,287
Toronto CMA	\$78,373
MISSISSAUGA	\$83,018

Source: Statistics Canada, 2016 Census Profile

Note: Median income is the amount which divides a specified group's income size distribution into halves, i.e. the incomes of the 1st half of individuals are below the median, while those of the 2nd half are above the median

Average Total Income per Person - 2015

Household Location	\$ Amount
Canada	\$47,487
Ontario	\$47,915
Toronto CMA	\$50,479
MISSISSAUGA	\$45,267

Source: Statistics Canada, 2016 Census Profile

Median Total Income per Person - 2015

Household Location	\$ Amount
Canada	\$34,204
Ontario	\$33,539
Toronto CMA	\$31,705
MISSISSAUGA	\$31,311

Source: Statistics Canada, 2016 Census Profile

Housing

Housing Inventory

Time Frame	Housing Type	Units
Existing (2017)	Detached & Semi-Detached	128,100
	Townhouse	37,200
	Apartments	81,800
	Total	247,100
Future Total Supply Potential (Projection for 2041)	Detached & Semi-Detached	130,000
	Townhouse	45,000
	Apartment	114,000
	Total	289,000
Source: City of Mississauga Growth Forecasts 2011-2041 Housing		

Mississauga has an excellent selection of quality housing including row (townhouses), high rise condominiums, semi-detached and detached to satisfy every income level.

- Mississauga's communities are set in a variety of environments from urban to waterfront to green belts.

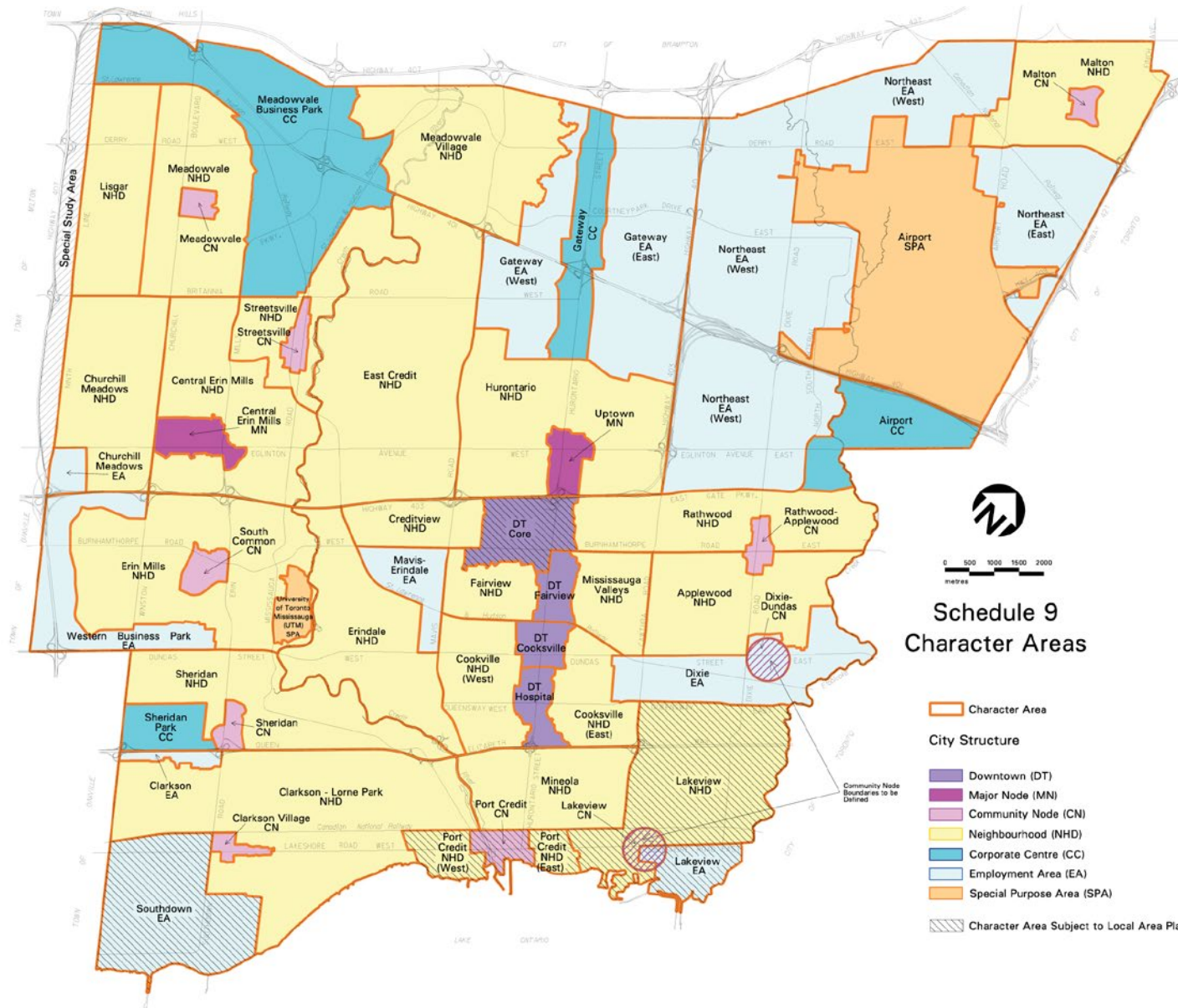
Average House Prices By Type

House Type	Average House Price
Two-Storeys	\$820,133
Bungalows	\$784,420
Condominiums	\$381,462
Aggregate	\$713,442
Source: Royal LePage, Q1 2018 Royal LePage House Price Survey	
Note: This chart is meant to be a guideline only	

Average Monthly Apartment Rental Rates

# of Bedrooms	Average Monthly Rent	Vacancy Rate
Bachelor	\$917	2.3%
1 Bedroom	\$1,151	0.8%
2 Bedroom	\$1,333	0.9%
3+ Bedroom	\$1,474	1.3%
Source: Canada Mortgage & Housing Corporation (CMHC), Rental Market Report Greater Toronto Area, 2017		
Note: This chart is meant to be a guideline only		

Mississauga's Character Areas



Talent & Employment

This profile presents information on Mississauga's current labour force characteristics. It also includes statistics on graduates from colleges and universities and information pertaining to payroll conditions in Mississauga.

Current Labour Force and Characteristics

- The City of Mississauga is part of the largest labour force market in Canada, the Greater Toronto Area (GTA). Within the GTA, employees can be recruited from a large population base of over 4.3 million people aged 15 years and above.
- Because of the magnitude and diversity of the industrial and commercial base located in Mississauga, this city has become one of the most significant employment growth centres within the GTA. In 2017, 90,780 businesses in Mississauga employed 438,168 people.

Employment Statistics

- In 2017, Mississauga's population was 770,000 and had an employment ratio of .57 which means that for every 100 residents of the city, there were 57 local jobs.
- Mississauga has a participating resident labour force of more than 421,172 people.
- The following table illustrates the city is a net importer of 46,057 employment opportunities.

Total Employment and Resident Labour Force

	2012	2013	2014	2015	2016	2017
Population	741,000	753,000	757,000	761,000	766,000	770,000
Total Employment	413,325	417,585	420,500	425,850	428,309	438,168
Employment Ratio (1)	0.56	0.56	0.56	0.56	0.56	0.57
Participating Resident Labour Force (2)	413,340	424,347	418,585	422,763	421,223	421,172
Labour Import (Export) (3)	34,705	26,338	36,655	30,989	30,675	46,057
<i>Source: City of Mississauga, Planning & Building Department, 2013-2018 Employment Profiles</i> <i>Notes: (1) Total employment divided by the total population</i> <i>(2) Resident labour force multiplied by the participation rate from the Labour Force Survey</i> <i>(3) Total employment positions minus the employed labour force</i>						

Labour Force by Selected Industry Sector

Industry Sector	Canada	Ontario	Mississauga
Total Labour Force 15 years & over by industry	18,672,475	7,141,675	394,640
Manufacturing	9%	10%	10%
Retail Trade	11%	11%	11%
Health Care & Social Assistance	11%	11%	8%
Professional, Scientific & Technical Services	7%	8%	10%
Transportation & Warehousing	5%	5%	7%
Finance & Insurance	4%	5%	7%
Wholesale Trade	4%	4%	6%

Source: Statistics Canada, 2016 Census

- The City of Mississauga has a greater share of its labour force involved in manufacturing, professional, scientific and technical services and finance and insurance sectors compared to Ontario and Canada.

Labour Force by Occupation

Classification	Canada	Ontario	Mississauga
Total Labour Force 15 Years & Over by Occupation	18,672,470	7,141,675	394,640
Sales & Service Occupations	23%	23%	24%
Business, Finance & Administration Occupations	15%	16%	19%
Trades, Transport & Equipment Operators & Related Occupations	14%	13%	12%
Management Occupations	11%	11%	11%
Natural & Applied Sciences & Related Occupations	7%	7%	10%
Occupations in Education, Law and Social, Community and Government Services	11%	12%	9%
Health Occupations	7%	6%	5%
Occupations in Manufacturing and Utilities	4%	5%	5%
Natural resources, agriculture and related production occupations	2%	2%	1%
Occupations in Art, Culture, Recreation & Sport	3%	3%	2%

Source: Statistics Canada, 2016 Census

- The City of Mississauga has a greater amount of its labour force by occupation involved in business, finance and administrative occupations, and management occupations compared to Ontario and Canada.

Education

Level of Educational Attainment

	Canada		Ontario		Toronto CMA		Mississauga	
	#	%	#	%	#	%	#	%
Total Population, Ages 25 to 64	18,931,380	100.0	7,229,120	100.0	3,288,690	100.0	395,240	100.0
No Certificate, Diploma or Degree	2,169,790	11.5	752,995	10.4	316,395	9.6	33,520	8.5
High School Diploma or Equivalent	4,494,585	23.7	1,768,955	24.5	718,855	21.9	85,095	21.5
Apprenticeship or Trades Certificate or Diploma	2,042,430	10.8	446,390	6.2	147,990	4.5	18,190	4.6
College, CEGEP, or other Non-University Certificate or Diploma	4,241,985	22.4	1,782,530	24.7	660,375	20.1	81,505	20.6
University Certificate or Diploma below Bachelor Level	580,885	3.1	170,925	2.4	101,090	3.1	12,550	3.2
University Certificate, Diploma or Degree at Bachelor's Level or Above	5,401,705	28.5	2,307,320	31.9	1,343,990	40.9	164,375	41.6
<i>Source: Statistics Canada, 2016 Census</i>								

- Mississauga's population is well educated.
- 70 percent of Mississauga's adult population aged 25 to 64 have some post-secondary education, well above the national average.
- 42% of Mississauga residents aged 25 to 64 hold a university degree at or above a bachelor level.

Major Field of Study

	Canada		Ontario		Toronto CMA		Mississauga	
	#	%	#	%	#	%	#	%
Total Population 15 Years and Over by Major Field of Study - Classification of Instructional Programs	28,643,015	100.0	11,038,440	100.0	4,879,095	100.0	594,765	100.0
Business, Management & Public Administration	3,360,045	11.7	1,279,665	11.6	683,170	14.0	88,915	14.9
Architecture, Engineering & Related Technologies	3,327,405	11.6	1,173,030	10.6	483,705	9.9	67,395	11.3
Health and Related Fields	2,266,720	7.9	865,970	7.8	329,520	6.8	40,250	6.8
Social & Behavioral Sciences & Law	1,761,900	6.2	810,410	7.3	404,445	8.3	43,620	7.3
Education	1,060,095	3.7	349,745	3.2	143,825	2.9	16,275	2.7
Personal, Protective & Transportation Services	995,825	3.5	340,285	3.1	113,240	2.3	13,810	2.3
Humanities	850,840	3.0	359,560	3.3	190,960	3.9	22,050	3.7
Mathematics, Computer & Information Sciences	651,480	2.3	290,045	2.6	167,300	3.4	21,815	3.7
Physical & Life Sciences & Technologies	614,280	2.1	253,905	2.3	135,195	2.8	18,590	3.1
Visual & Performing Arts, & Communications Technologies	596,230	2.1	246,075	2.2	138,915	2.8	12,075	2.0
Agriculture, Natural Resources & Conservation	339,050	1.2	106,895	1.0	31,395	0.6	4,110	0.7
Other Fields of Study	3,170	0.0	1,405	0.0	335	0.0	15	0.0
<i>Source: Statistics Canada, 2016 Census</i>								

- Mississauga has a greater concentration of post-secondary qualifications in Business, Management & Public Administration, Mathematics, Computer & Information Sciences, and Physical & Life Sciences and Technologies when compared to Canada, Ontario and the Toronto Census Metropolitan Area (CMA).

Universities with Programs within Commuting Distance of Mississauga

University	Location
Algoma University	Brampton
Brock University	St. Catharines, Hamilton
Laurentian University	Barrie
McMaster University	Hamilton, Burlington, Waterloo, Niagara, Mississauga
Nipissing University	Brantford
Ontario College of Art & Design	Toronto
Ryerson University	Toronto
Trent University	Oshawa
University of Guelph	Guelph, Toronto
University of Ontario Institute of Technology	Oshawa
University of Ottawa	Toronto
University of Toronto	Toronto, Mississauga
University of Waterloo	Waterloo, Cambridge, Kitchener
Wilfrid Laurier University	Waterloo, Kitchener, Brantford, Toronto
York University	Toronto

Source: Ministry of Advanced Education and Skills Development, 2016

Note: Locations of the campuses are only inclusive of those that are Approximately 1-hour driving radius from Mississauga.

- Home to University of Toronto Mississauga (UTM), part of Canada's largest university which is also one of the most highly respected research institutions in North America.
- UTM has 17 academic departments, 156 programs and 92 areas of study.

- UTM now includes 14,000 undergraduate students, 682 graduate students and a staff of over 2,500 full- and part-time employees.
- Award-winning facilities at UTM include the Terrence Donnelly Health Sciences Complex, the Instructional Centre, the Hazel McCallion Academic Learning Centre, the Recreation, Athletics and Wellness Centre, Deerfield Hall and the Communication, Culture and Technology building.

University Graduates within Commuting Distance of Mississauga

Program	Number of Graduates, 2016
Fine & Applied Arts	8,204
Business	12,487
Health	8,204
Science, Technology, Engineering & Mathematics (excluding Health)	25,068
Total	48,995

Source: Ministry of Advanced Education and Skills Development, 2017

Notes: Extrapolated data of degrees awarded to university graduates by selected program of study (based on 2016 start year). Numbers of graduates only includes figures from universities with main campuses that are within a one hour radius drive from Mississauga: McMaster University, OCAD, Ryerson University, University of Guelph, UOIT, University of Toronto, University of Waterloo, Wilfrid Laurier University, Western University, and York University.

- Approximately 49,000 students graduated from universities located within commuting distance of Mississauga (with 2016 program start).
- During the 2016/17 school year, 41,187 international students (full time only) attended universities within commuting distance of Mississauga.

Colleges within Commuting Distance of Mississauga

College	Location
Cambrian College	Toronto, Brampton
Canadore College	Toronto
Centennial College	Toronto, Pickering, Richmond Hill
Collège Boréal	Toronto
Conestoga College	Kitchener, Guelph, Waterloo, Cambridge, Brantford
Durham College	Oshawa, Pickering, Whitby
Fanshawe College	Woodstock
George Brown College	Toronto
Georgian College	Barrie, Orangeville
Humber College	Toronto, Orangeville
La Cité Collégiale	Toronto
Michener Institute	Toronto
Mohawk College	Hamilton, Brantford, Stoney Creek, Mississauga
Niagara College	Welland, Niagara-on-the-Lake, Niagara Falls
Sheridan College	Oakville, Brampton, Mississauga
Seneca College	Toronto, Markham, Newmarket, King City, Vaughan
St. Clair College	Toronto

Source: Ministry of Advanced Education and Skills Development, 2016

Notes: Michener Institute is not provided by the Ministry of Advanced Education and Skills Development. Locations of campuses are inclusive of only those that are approximately 1-hour driving radius from Mississauga.

- 17 colleges within commuting distance (approximately 1 hour driving radius).
- Sheridan Institute of Technology & Advanced Learning Hazel McCallion Campus opened in downtown Mississauga during summer 2011.

- Expansion of Sheridan's Hazel McCallion Campus (HMC) began in the Fall of 2014, and was completed for the start of the 2017 year. The new facility, on the same site, houses state-of-the-art classrooms, studios, labs and production spaces, a Centre for Creative Thinking, and a gallery space to showcase students' creativity and innovation. The new space accommodates an additional 3,200 full-time students for a total enrollment of approximately 5,500.

Graduates within Commuting Distance of Mississauga

Program	Number of Graduates
Applied Arts	22,117
Business	17,940
Health	6,680
Technology	11,326
Total	58,063

Source: Ministry of Advanced Education and Skills Development, 2017

Notes: Year of graduation 2015-2016. Numbers of graduates only includes figures from colleges with main campuses within a one hour radius drive from Mississauga: Centennial College, Conestoga College, Durham College, George Brown College, Georgian College, Humber College, Michener Institute, Mohawk College, Niagara College, Sheridan College and Seneca College.

- In 2015-2016, over 58,000 students graduated with industry-related skills from colleges located within commuting distance of Mississauga.
- During the 2016/17 school year, 36,666 international students (full-time) attended colleges within commuting distance of Mississauga

Payroll Overhead/Fringe Benefits

- Employers are required to make certain deductions from the employee's pay and remit them to various government agencies for: employment insurance, income tax and the Canada Pension Plan. Other government-specified benefits includes vacation pay and workers' compensation.
- In addition to standard payroll overhead, employers frequently offer fringe benefits which are often a combination of employee and employer contributions. These fringe benefits commonly include paying all or part of life insurance, major medical and/or dental benefits, pension plans and longer vacations for long service employees.

Standard Payroll Overhead

2017 Canada Pension Plan (CPP)

Employee pays 4.95% of gross pay (less a basic exemption amount of \$3,500) to a maximum of \$2,593.80.

Employer must match the employee contribution

For further information, contact:

[Canada Revenue Agency](#)

2017 Employment Insurance Commission (EIC)

Employee pays \$1.66 per \$100 of insurable earnings

Employer pays 1.4 times employee's premium

Maximum insurable earnings are \$51,700

For further information, contact:

[Service Canada](#)

Tel: 1-800-206-7218

Workers' Compensation

Rates are established according to a firm's end product or service, and applied against the employer's payroll

For further information, contact:

[Workplace Safety & Insurance Board \(WSIB\)](#)

Tel: 416-344-1000, 1-800-387-0750

Vacation Pay

4% of total wages (minimum)

For further information, contact:

[Ontario Ministry of Labour](#)

Employment Standards Branch

Tel: 416-326-7160, 1-800-531-5551

Income Tax

Employer deducts income tax from the employee's wages and remits to the Federal Government. Tables are available on Canada Revenue Agency website.

For further information, contact:

[Canada Revenue Agency](#)

Tel: 1-800-959-5525

Employer's Health Tax

Tax rate determined by total annual remuneration and ranges from 0.98% to a maximum of 1.95%.

For further information, contact:

[Ministry of Finance](#)

Tel: 1-800-668-8297

Ontario Health Premium

This health premium applies to a taxable income of \$20,000 and over and is collected through the Federal Income Tax tables that payroll providers have.

For further information, contact:

[Ministry of Finance](#)

Tel: 1-800-668-8297

Training & Employment Programs

- Mississauga has three Service Canada Centres. There are several employment benefits and support measure programs that Service Canada administers. These include assessment case management centres that refer clients to the various employment interventions in the community. Service Canada's website is www.servicecanada.gc.ca

Service Canada Centres – Mississauga

Mississauga Passport Office - Passport Services Only
Suite 22 Main Floor-377 Burnhamthorpe Rd. E.
Mississauga ON L4Z 1C7

Mississauga Service Canada Centre
3085A Glen Erin Dr
Mississauga ON L5L 1J3

Malton Service Canada Centre
Unit 5-6877 Goreway Dr
Mississauga ON L4V 1L9

For further information, call 1-800-206-7218 or visit
www.servicecanada.gc.ca

Employment Programs Include:

Targeted Wage Subsidies

Encourage employers to hire individuals whom they would not normally hire in the absence of a subsidy. Subsidies to a participant's wages help to defray the costs associated with an individual's orientation to the work site and the job.

Ontario Job Creation Partnerships

Provides individuals currently in receipt of EI benefits or have received EI in the past 3 years or 5 years for maternity benefits, with opportunities to gain work experience leading to on-going employment. It involves broad community participation, planning and agreement in the creation of sustainable employment strategy.

Ontario Labour Market Partnerships

Encourage and support employers, employee and/or employer associations and communities to improve their capacity for dealing with local human resource requirements.

Ontario Youth Job Connection Programs

Employers receive financial incentives and training support for hiring youth (15 to 29 years).

Employment Assisted Services

For unemployed individuals they provide employment related activities to encourage a quick return to work for the clients; i.e. Job Finding Clubs, Resource Centres and Counselling.

For further information, contact:

Toronto District School Board (TDSB)-Mississauga Community Connections
Tel: 905-896-2233
www.connectionsemployment.ca

Opportunities Fund

To increase the employability and/or economic participation and independence of persons with disabilities.

Information for employers on other Service Canada programs and services is available from:

Mississauga Service Canada
Tel: 1-800-622-6232
www.servicecanada.gc.ca

Unemployment Rates

- For current, monthly and yearly unemployment rates for Canada, the Provinces including Ontario and the Toronto Census Metropolitan Area, go to www.statcan.gc.ca
- For current unemployment rates for the City of Mississauga, please refer to [Economic Indicators document](#).

Wage Rates

- The City of Mississauga does not conduct wage rate surveys. Results of a wage rate survey conducted every four years, can be found on the Ontario Investment & Trade Centre web site. Please note these numbers represent the entire Toronto Census Metropolitan Area. [Click here for more information](#).

Top Employers

1,000+ Employees

Accenture Inc.

Air Canada

Alectra Utilities

Bank of Montreal Life Science Division

Bell Canada

Blackberry Ltd

Canada Post - Gateway Postal Facility

Canada Revenue Agency

Credit Valley Hospital, The

Federal Express Canada Ltd.

GlaxoSmithKline Inc.

Greater Toronto Airport Authority (GTAA) Administration

Hewlett-Packard (Canada) Co.

Maple Leaf Consumer Foods

Microsoft Canada Co.

MiWay Transit Operations

Pouchmakers Canada Inc.

Region of Peel

Right at Home Realty Inc.

Royal Bank of Canada Financial Group

SNC Lavalin Nuclear/Candu Energy Inc.

TD Bank Financial Group

Trillium Health Centre - Mississauga Site

Tyco Integrated Fire And Security

University of Toronto Mississauga

Wal-Mart Canada Inc.

Wal-Mart Logistics

500-999 Employees

A D P Canada
Air Transat
B D Canada
Citi Financial
Community Living Mississauga
D + H
Gate Gourmet
General Electric Canada
H B Group Insurance Management Ltd.
Hatch
HMS Host
Honeywell
Intria Items Inc.
Kingsway Real Estate Brokerage
Kingsway RealEstate Brokerage
Livingston International Inc.
Magna Precision Technologies
Matrix Logistics Services Ltd.
Maxxam Analytics Inc.
MHI Canada Aerospace Inc.
Mississauga Civic Centre (City Hall)
Mother Parker's Tea & Coffee Inc.
Oracle Corp. Canada
P C L Constructors Canada Inc.
Patheon Inc.

Peel Regional Police - Emil V. Kolb Division
Personal Insurance Company of Canada/
Certas Direct Insurance Company
Purolator Courier Ltd.
Roche Canada Inc.
Rosedale Group, The
S O T I Inc.
Sobey's Inc.
Staples Business Advantage
Suncor Business Centre
Symcor
Sysco Food Services of Toronto Inc.
T J X Canada
T S T Overland Express
World Vision Canada
Your Choice Realty

300-499 Employees

Aditya Birla Minacs
 Air Georgian Ltd.
 Alcon Canada Inc.
 AstraZeneca Canada Inc.
 AYA Kitchens and Baths Ltd.
 Baxalta Canada Corporation
 Bond Brand Loyalty
 Booth Centennial Healthcare Linen Services
 C U P E Local 2026
 Canada Border Services Agency
 Canada Cartage System Limited Partnership
 Canon Canada Inc.
 Cardinal Health
 CGI Information Systems Management
 Consultants Inc.
 Chartwell Seniors Housing Retirement Corp.
 Chubb Edwards
 Citizenship & Immigration Canada Greater
 Toronto Enforcement Centre
 City of Mississauga Provincial Offences
 Courthouse
 Compass Group
 Costco Wholesale
 Donnelley, R R
 Element Financial Corporation
 F G L Sports Ltd.
 Flynn Canada Ltd.
 G N Johnston Equipment Co. Ltd.

Garland Commerical Ranges
 General Mills Corp.
 Golder Associates Ltd.
 I M A X Corp.
 Independent Electricity System Operator
 Ingram Micro Inc.
 Intact Insurance Co
 Just Energy
 Katz Group Canada Ltd., The
 Lafarge Shared Service Centre
 Magna Seating Systems
 Maple Lodge Farms
 Maple Reinders Constructors Ltd.
 Martinrea Rollstart Metal Forming Inc.
 McKesson Canada
 Mississauga Halton Local Health Integration
 Network (CCAC)
 Mondelez International
 Morguard Investments Ltd. - Property
 Management Office
 Mosaic Sales Solutions Canada
 Nacora & Kuehne & Nagel
 NAV Canada
 Nuance Group
 OTG Management
 Peel Children's Aid Foundation
 Peel Regional Police - 12 Division
 Pepsico Beverages Canada

Petro-Canada Lubricants
 Pitney Bowes Canada Ltd.
 Real Canadian Superstore, The
 Rexall Pharmaplus
 Royal & Sun Alliance Insurance Co.
 Schenker of Canada Limited
 Schneider Electric Cda Inc.
 Shaw
 Shopper Solutions
 Shopping Channel, The
 SSP Canada
 Sunrise Travel Inc.
 Symcor Inc.
 T C Media
 Tech Data Canada Inc.
 Telus
 The Brick
 Therapure Biopharma Inc.
 Trans X Group of Companies
 Transportation and Works Department
 U P S
 Veritiv Canada Inc.

Note: Employer listings include all Mississauga locations where applicable.

VISIT WINTHEHUMANRACE.CA

and connect with Mississauga Economic Development today.

1-800-456-2181 • economic.development@mississauga.ca

